

## FIELD FLOOR IMPACT INSULATION TEST REPORT

**U1509, 12 CUNNINGHAM STREET, NEWSTEAD**



<b>Commissioned by:</b>	Flooring Distributors of Australia (FDA)
<b>Date:</b>	13 June 2023
<b>Project number:</b>	5835
<b>Version:</b>	V.0
<b>Author:</b>	Eric Huang

DOCUMENT INFORMATION				
<b>Author:</b> Eric Huang		<b>Approved by:</b> Ross H. Palmer		
<b>Date:</b> 13 June 2023		<b>Date:</b> 13 June 2023		
VERSION HISTORY				
Version	Description	Date	Author	Approved by
V.0	Final	13-06-2023	Eric Huang	Ross H. Palmer
DOCUMENT DISTRIBUTION				
Copy	Name/Company	Hard Copy	Electronic Copy	
01	Flooring Distributors of Australia (FDA)	<input type="checkbox"/>	<input checked="" type="checkbox"/>	
02		<input type="checkbox"/>	<input type="checkbox"/>	
03		<input type="checkbox"/>	<input type="checkbox"/>	
04		<input type="checkbox"/>	<input type="checkbox"/>	
05		<input type="checkbox"/>	<input type="checkbox"/>	

**TITLE** Field Floor Impact Insulation Test  
U1509, 12 Cunningham Street, Newstead,  
QLD 4006  
Test Report

**TESTS BY** Eric Huang  
Senior Engineer - Palmer Acoustics (Australia) Pty Ltd

**TEST DATE** 12 June 2023

**REPORT DATE** 13 June 2023

**TEST LOCATION** Level 15 U1509 Living area to Level 14 U1409 Living area

**FOR** Flooring Distributors of Australia (FDA)

CONTENTS

1.0 INTRODUCTION ..... 1

2.0 EQUIPMENT AND PROCEDURES ..... 1

2.1 Measurement Procedures ..... 1

2.2 Instrumentation ..... 2

3.0 DESCRIPTION OF ROOMS ..... 2

4.0 RESULTS ..... 3

APPENDIX A ..... 4

APPENDIX B ..... 6

APPENDIX C ..... 7

## 1.0 INTRODUCTION

Flooring Distributors of Australia (FDA) has engaged Palmer Acoustics to perform a field impact insulation test at U1509, 12 Cunningham Street, Newstead. For this test, we use an ISO 140 standard tapping machine (per ISO 16283-2: 2020(E)).

Floor systems tested:

- Test 1 - 200mm Concrete Slab – U1509 Living Area to U1409 Living Area
- Test 2 - Paramount Wood 5mm loose laid – U1509 Living Area to U1409 Living Area
- Test 3 - Paramount Wood 5mm + Regupol Multi Sonus 3mm – U1509 Living Area to U1409 Living Area

## 2.0 EQUIPMENT AND PROCEDURES

### 2.1 Measurement Procedures

Testing conformed to ISO 16283-2:2020 "*Field measurement of impact sound insulation of floors*". Evaluation of the results to derive the single figure L<sub>nT,w</sub> rating was conducted to ISO 717-2:2020 "*Rating of insulation in buildings and of building elements – Part 2 Impact Sound Insulation*".

Ambient sound levels were measured before testing.

The receiving room reverberation times were measured at various locations throughout the space, using the balloon-burst impulse test method, with the results averaged.

The Receiving room tapping sound levels were measured for 30 seconds at various locations throughout the space, with the results averaged.

Test results were analysed per ISO 16283 and ISO 717.

## 2.2 Instrumentation

The following instruments were used:

- Norsonics Nor140 Sound Analyser (serial number 1403252)
- B & K Tapping machine Type 3207 (serial number 2574503)
- B & K 4231 Calibrator (serial number 2153030)

Before and after each measurement session, the equipment was field calibrated and was within 0.2dB of the reference signal. All instruments hold a current calibration certificate from a NATA accredited calibration laboratory.

## 3.0 DESCRIPTION OF ROOMS

All windows and doors were closed in the source and receiving rooms.

### Transmitting Room (Level 15 U1509 Living area)

Walls: Plasterboard;  
Floor: 200mm Concrete slab with Carpet and test sample;  
Room finish: Furnished.

### Receiving Room (Level 14 U1409 Living area)

Slab: 200mm Concrete;  
Walls: Plasterboard;  
Ceiling: Suspended Plasterboard;  
Floor: Carpet/Tiles;  
Room finish: Furnished.



**Figure 1:** Testing at U1509, 12 Cunningham Street, Newstead.

## 4.0 RESULTS

Our tests give the following results:

**Table 1:** Test Result Summary – Floor impact tests

	Test System	L'nT,w
1.	200mm Bare Concrete slab – U1509 Living Area to U1409 Living Area	63
2.	Paramount Wood 5mm loose laid – U1509 Living Area to U1409 Living Area	53
3.	Paramount Wood 5mm + Regupol Sonus Multi 3mm – U1509 Living Area to U1409 Living Area	46

Appendix C contains the Test Certificates detailing the  $\frac{1}{3}$  octave band results for this report in terms of L'nT,w following ISO 717 - 2: 2020.

L'nT,w is a term used in the Building Code of Australia (BCA - see Appendix A) and represents a corrected room noise level, with a lower number showing better performance.

### Qualification

The test results above are specific to this test and cannot be directly applied to any other location or flooring system. When applied to another floor, Palmer Acoustics can advise on the possible performance, but this must be in consultation with our office.

Author:



**ERIC HUANG** CPEng RPEQ  
Senior Engineer

Approved by:



**ROSS H. PALMER** CPEng RPEQ 3534  
Principal Engineer

## APPENDIX A

### GLOSSARY

#### IMPACT MEASUREMENT AND ASSESSMENT DESCRIPTORS

- $L_{Aeq,T}$  – Time average A-weighted sound pressure level is the average energy equivalent level of the A-weighted sound over a period "T".
- $L_{Aeq}$  – Equivalent Continuous Noise Level. The noise level in dB(A) which, if present for the entire measurement period, would produce the same sound energy to be received as was actually received as a result of a signal which varied with time. Normally abbreviated to "Leq" or "L<sub>Aeq</sub>", often followed by a specification of the time period (such as 1 hour or 8 hours) indicating the period of time to which the measured value has been normalised;
- $L'_{nT,w}$  – Weighted Standardised impact sound pressure level; a measurement of impact sound transmission between rooms. Lower values denote better performance. The single figure measure is derived by adapting a standard response curve to measured 1/3 octave band sound pressure levels. Measured results are adjusted based upon a reverberation time of 0.5 sec in receiving room. Normally derived from a field test.
- $L'_{n,w}$  – Weighted Normalised impact sound pressure level; a laboratory measurement of impact sound transmission between rooms. Lower values denote better performance. The single figure measure is derived by adapting a standard response curve to measured 1/3 octave band sound pressure level measurements. Measured results are adjusted based on the absorption of 10m<sup>2</sup> in the receiving room. Normally derived from a laboratory test.
- $C_I$  – A spectrum adaptation term compensating for the effect of floor coverings when applied to bare floors under test. The usually negative value, in decibels, is added to the single-number quantity,  $L'_{nw}$  or  $L'_{nTw}$ .
- **Impact Sound Pressure Level (L)** – the average sound pressure level in a specified frequency band produced in the receiving room by the operation of the standard tapping machine on the floor assembly, averaged over each of the specified machine positions.
- $L'_{nT}$  – **Standardised Impact Sound Pressure Level** – the impact sound pressure level standardised to a room with a reference reverberation time of 0.5 seconds.
- $L'_n$  – **Normalized Impact Sound Pressure Level** – the impact sound pressure level normalised to reference absorption area of 10 metric sabins (108 sabins).
- **Receiving Room** – a room below or adjacent to the floor specimen under test in which the impact sound pressure levels are measured.
- **Source Room** – the room containing the tapping machine.



## STANDARDS

- *ISO 16283 – 2*  
Acoustics – Field measurement of sound insulation in buildings and of building elements – Part 7: Default procedure for sound pressure level measurement
- *ISO 717 – 2*  
Acoustics – Rating of sound insulation in building and of building elements – Part 2: Impact sound insulation
- *ISO 3382-2:2008*  
Acoustics – Measurement of room acoustic parameters — Part 2: Reverberation time in ordinary rooms.

## APPENDIX B

### CALCULATION METHODOLOGY - $L'_{nT,w}$

#### **Correction to the signal level for background noise – ISO 16283-2:2015**

If  $(L_{sb} - L_b) > 10$ , then  $L = L_{sb}$

If  $10 > (L_{sb} - L_b) > 6$ , then  $L = 10 \log \left( 10^{\frac{L_{sb}}{10}} - 10^{\frac{L_b}{10}} \right)$

If  $6 > (L_{sb} - L_b)$ , then  $L = L_{sb} - 1.3$

$L$  is the adjusted signal level, in decibels;

$L_{sb}$  is the level of signal and background noise combined, in decibels;

$L_b$  is the background noise level, in decibels.

#### **Standardised impact sound pressure level – ISO 16283-2:2015**

$$L'_{nT} = L_i - 10 \log \left( \frac{T}{T_0} \right)$$

$L'_{nT}$  is the standardised impact sound pressure level;

$L_i$  is the impact sound pressure level;

$T$  is the reverberation time in the receiving room;

$T_0$  is the reference reverberation time in the receiving room; for dwellings,  $T_0 = 0.5$  s.



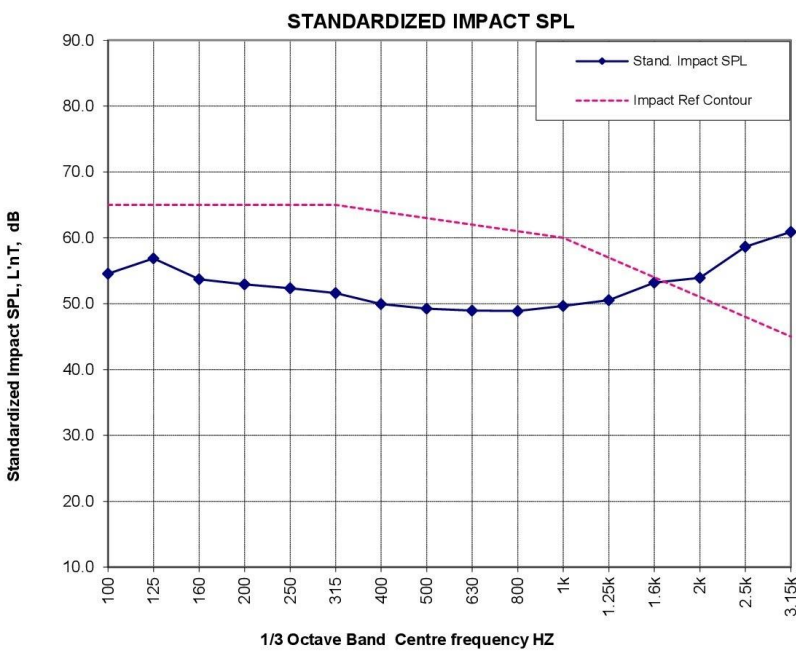

#### **Method of comparison – ISO 717-2:2013**

To evaluate the results of a measurement of  $L'_{nT}$  in one-third-octave bands, the reference curve is shifted in increments of 1 dB towards the  $L'_{nT}$  curve until the sum of unfavourable deviations is as large as possible but not more than 32.0 dB.



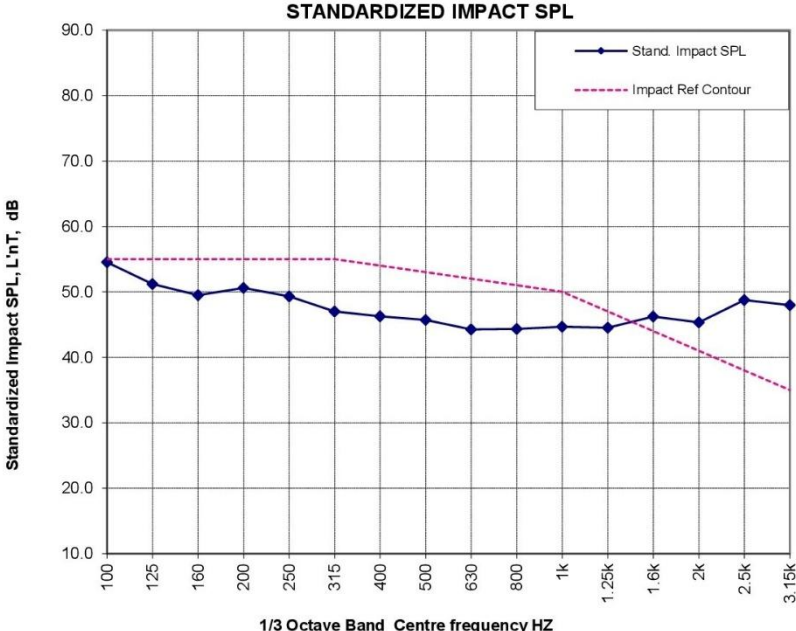

An unfavourable deviation at a particular frequency occurs when the results of measurements exceed the reference value. Only the unfavourable deviations are taken into account.

The value, in decibels, of the reference curve at 500 Hz, after shifting in accordance with this procedure is  $L'_{nT,w}$ .



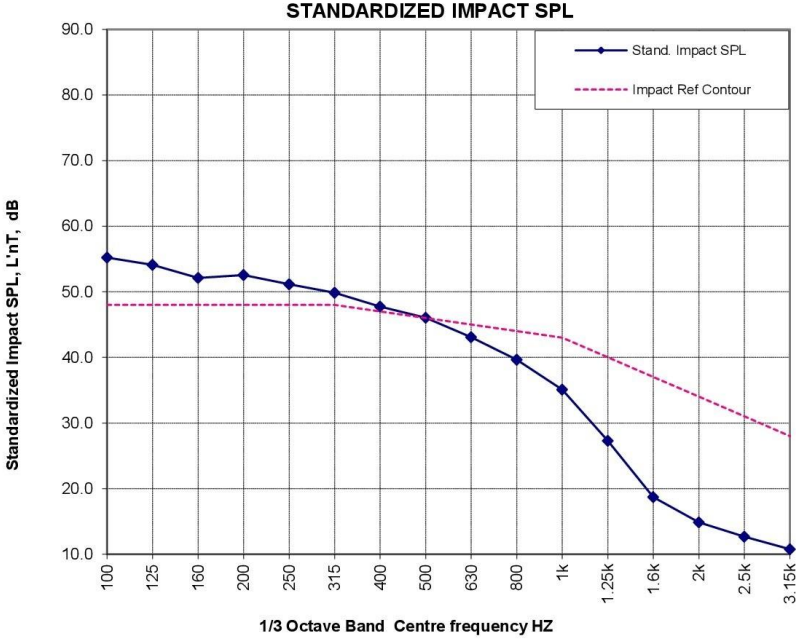

APPENDIX C

																																																																															
Acoustics and Audio Visual - Consulting Engineers		Member Firm: AAAC Association of Australasian Acoustical Consultants																																																																													
<b>FIELD IMPACT SOUND INSULATION - TEST CERTIFICATE</b>																																																																															
		Test 1 of 3																																																																													
<b>200mm Bare Concrete Slab</b>																																																																															
<b>PROJECT:</b> PN5835 U1509 Cunningham Street, Newstead <b>Test Location:</b> Level 15 U1509 Living to Level 14 U1409 Living <b>Client:</b> Flooring Distributors of Australia (FDA) <b>Test Performed:</b> Eric Huang		<b>Meas. Date:</b> 12-Jun-2023 <b>Meas. Parameter:</b> LLeq <b>Tapping Machine:</b> B&K, Type 3207 <b>Receiving Room Volume:</b> 103 m <sup>3</sup>																																																																													
<b>DESCRIPTION OF FLOOR AND SPECIMEN</b>		<b>No. of Source posn:</b> 2																																																																													
Test Surface: 200mm Bare Concrete Slab		<b>Mic. posn:</b> 2 sweeps																																																																													
Underlay:		<b>RT meas:</b> 6 Imp.																																																																													
Adhesive:		<b>SLM:</b> Nor 140																																																																													
Ceiling: Suspended plasterboard																																																																															
Slab: 200mm Concrete																																																																															
<b>Weighted Standardized Impact SPL</b>		<b>L'nT,w 63</b>																																																																													
Results standardized to a RT of 0.5 seconds		ISO 16283-2:2015 & 717-2:2013																																																																													
<table border="1"> <thead> <tr> <th>Centre Frequency</th> <th>Stand. Impact SPL</th> <th>Impact Ref Contour</th> <th>Deficiencies</th> </tr> <tr> <th>Hz</th> <th>dB</th> <th>dB</th> <th>dB</th> </tr> </thead> <tbody> <tr><td>100</td><td>54.6</td><td>65</td><td></td></tr> <tr><td>125</td><td>56.9</td><td>65</td><td></td></tr> <tr><td>160</td><td>53.7</td><td>65</td><td></td></tr> <tr><td>200</td><td>52.9</td><td>65</td><td></td></tr> <tr><td>250</td><td>52.3</td><td>65</td><td></td></tr> <tr><td>315</td><td>51.6</td><td>65</td><td></td></tr> <tr><td>400</td><td>50.0</td><td>64</td><td></td></tr> <tr><td>500</td><td>49.2</td><td>63</td><td></td></tr> <tr><td>630</td><td>49.0</td><td>62</td><td></td></tr> <tr><td>800</td><td>48.9</td><td>61</td><td></td></tr> <tr><td>1k</td><td>49.7</td><td>60</td><td></td></tr> <tr><td>1.25k</td><td>50.5</td><td>57</td><td></td></tr> <tr><td>1.6k</td><td>53.2</td><td>54</td><td></td></tr> <tr><td>2k</td><td>53.9</td><td>51</td><td>2.9</td></tr> <tr><td>2.5k</td><td>58.7</td><td>48</td><td>10.7</td></tr> <tr><td>3.15k</td><td>60.9</td><td>45</td><td>15.9</td></tr> <tr><td colspan="3">Total</td><td></td></tr> </tbody> </table>		Centre Frequency	Stand. Impact SPL	Impact Ref Contour	Deficiencies	Hz	dB	dB	dB	100	54.6	65		125	56.9	65		160	53.7	65		200	52.9	65		250	52.3	65		315	51.6	65		400	50.0	64		500	49.2	63		630	49.0	62		800	48.9	61		1k	49.7	60		1.25k	50.5	57		1.6k	53.2	54		2k	53.9	51	2.9	2.5k	58.7	48	10.7	3.15k	60.9	45	15.9	Total					
Centre Frequency	Stand. Impact SPL	Impact Ref Contour	Deficiencies																																																																												
Hz	dB	dB	dB																																																																												
100	54.6	65																																																																													
125	56.9	65																																																																													
160	53.7	65																																																																													
200	52.9	65																																																																													
250	52.3	65																																																																													
315	51.6	65																																																																													
400	50.0	64																																																																													
500	49.2	63																																																																													
630	49.0	62																																																																													
800	48.9	61																																																																													
1k	49.7	60																																																																													
1.25k	50.5	57																																																																													
1.6k	53.2	54																																																																													
2k	53.9	51	2.9																																																																												
2.5k	58.7	48	10.7																																																																												
3.15k	60.9	45	15.9																																																																												
Total																																																																															
L'nT,w 63		29.5																																																																													
24 Mexicanus Drive Park Ridge QLD 4125 Ph (61 7) 3802 2155																																																																															
www.palmeracoustics.com																																																																															

Test 1 - Bare slab

																																																																															
		Member Firm: AAAC																																																																													
		Association of Australasian Acoustical Consultants																																																																													
<b>FIELD IMPACT SOUND INSULATION - TEST CERTIFICATE</b>																																																																															
		Test 2 of 3																																																																													
Paramount Wood 5mm loose laid																																																																															
PROJECT: PN5835 U1509 Cunningham Street, Newstead		Meas. Date: 12-Jun-2023																																																																													
Test Location: Level 15 U1509 Living to Level 14 U1409 Living		Meas. Parameter: LLeq																																																																													
Client: Flooring Distributors of Australia (FDA)		Tapping Machine: B&K, Type 3207																																																																													
Test Performed: Eric Huang		Receiving Room Volume: 103 m <sup>3</sup>																																																																													
DESCRIPTION OF FLOOR AND SPECIMEN		No. of Source posn: 2																																																																													
Test Surface: Paramount Wood 5mm loose laid		Mic. posn: 2 sweeps																																																																													
Underlay:		RT meas: 6 Imp.																																																																													
Adhesive: Loose laid		SLM: Nor 140																																																																													
Ceiling: Suspended plasterboard																																																																															
Slab: 200mm Concrete																																																																															
Weighted Standardized Impact SPL		L'nT,w 53																																																																													
Results standardized to a RT of 0.5 seconds		ISO 16283-2:2015 & 717-2:2013																																																																													
<table border="1"> <thead> <tr> <th>Centre Frequency</th> <th>Stand. Impact SPL</th> <th>Impact Ref Contour</th> <th>Deficiencies</th> </tr> <tr> <th>Hz</th> <th>dB</th> <th>dB</th> <th>dB</th> </tr> </thead> <tbody> <tr><td>100</td><td>54.5</td><td>55</td><td></td></tr> <tr><td>125</td><td>&lt; 51.2</td><td>55</td><td></td></tr> <tr><td>160</td><td>&lt; 49.5</td><td>55</td><td></td></tr> <tr><td>200</td><td>50.6</td><td>55</td><td></td></tr> <tr><td>250</td><td>&lt; 49.3</td><td>55</td><td></td></tr> <tr><td>315</td><td>&lt; 47.0</td><td>55</td><td></td></tr> <tr><td>400</td><td>&lt; 46.3</td><td>54</td><td></td></tr> <tr><td>500</td><td>&lt; 45.7</td><td>53</td><td></td></tr> <tr><td>630</td><td>&lt; 44.3</td><td>52</td><td></td></tr> <tr><td>800</td><td>&lt; 44.3</td><td>51</td><td></td></tr> <tr><td>1k</td><td>&lt; 44.7</td><td>50</td><td></td></tr> <tr><td>1.25k</td><td>&lt; 44.5</td><td>47</td><td></td></tr> <tr><td>1.6k</td><td>&lt; 46.2</td><td>44</td><td>2.2</td></tr> <tr><td>2k</td><td>&lt; 45.4</td><td>41</td><td>4.4</td></tr> <tr><td>2.5k</td><td>48.8</td><td>38</td><td>10.8</td></tr> <tr><td>3.15k</td><td>48.0</td><td>35</td><td>13.0</td></tr> <tr><td colspan="3">Total</td><td></td></tr> </tbody> </table>		Centre Frequency	Stand. Impact SPL	Impact Ref Contour	Deficiencies	Hz	dB	dB	dB	100	54.5	55		125	< 51.2	55		160	< 49.5	55		200	50.6	55		250	< 49.3	55		315	< 47.0	55		400	< 46.3	54		500	< 45.7	53		630	< 44.3	52		800	< 44.3	51		1k	< 44.7	50		1.25k	< 44.5	47		1.6k	< 46.2	44	2.2	2k	< 45.4	41	4.4	2.5k	48.8	38	10.8	3.15k	48.0	35	13.0	Total					
Centre Frequency	Stand. Impact SPL	Impact Ref Contour	Deficiencies																																																																												
Hz	dB	dB	dB																																																																												
100	54.5	55																																																																													
125	< 51.2	55																																																																													
160	< 49.5	55																																																																													
200	50.6	55																																																																													
250	< 49.3	55																																																																													
315	< 47.0	55																																																																													
400	< 46.3	54																																																																													
500	< 45.7	53																																																																													
630	< 44.3	52																																																																													
800	< 44.3	51																																																																													
1k	< 44.7	50																																																																													
1.25k	< 44.5	47																																																																													
1.6k	< 46.2	44	2.2																																																																												
2k	< 45.4	41	4.4																																																																												
2.5k	48.8	38	10.8																																																																												
3.15k	48.0	35	13.0																																																																												
Total																																																																															
L'nT,w 53		30.3																																																																													
24 Mexicanus Drive Park Ridge QLD 4125																																																																															
Ph (61 7) 3802 2155		www.palmeracoustics.com																																																																													

Test 6 - Paramount Wood 5mm loose laid

		 Member Firm: AAAC Association of Australasian Acoustical Consultants																																																																													
<b>FIELD IMPACT SOUND INSULATION - TEST CERTIFICATE</b>																																																																															
		Test 3 of 3																																																																													
<b>Paramount Wood 5mm</b>		<b>Regupol Souns Multi 3mm</b>																																																																													
<b>PROJECT:</b> PN5835 U1509 Cunningham Street, Newstead <b>Test Location:</b> Level 15 U1509 Living to Level 14 U1409 Living <b>Client:</b> Flooring Distributors of Australia (FDA) <b>Test Performed:</b> Eric Huang		<b>Meas. Date:</b> 12-Jun-2023 <b>Meas. Parameter:</b> LLeq <b>Tapping Machine:</b> B&K, Type 3207 <b>Receiving Room Volume:</b> 103 m <sup>3</sup>																																																																													
<b>DESCRIPTION OF FLOOR AND SPECIMEN</b>		<b>No. of Source posn:</b> 2																																																																													
Test Surface: Paramount Wood 5mm		<b>Mic. posn:</b> 2 sweeps																																																																													
Underlay: Regupol Souns Multi 3mm		<b>RT meas:</b> 6 Imp.																																																																													
Adhesive: Loose laid		<b>SLM:</b> Nor 140																																																																													
Ceiling: Suspended plasterboard																																																																															
Slab: 200mm Concrete																																																																															
<b>Weighted Standardized Impact SPL</b>		<b>L'nT,w 46</b>																																																																													
Results standardized to a RT of 0.5 seconds		ISO 16283-2:2015 & 717-2:2013																																																																													
<table border="1"> <thead> <tr> <th>Centre Frequency</th> <th>Stand. Impact SPL</th> <th>Impact Ref Contour</th> <th>Deficiencies</th> </tr> <tr> <th>Hz</th> <th>dB</th> <th>dB</th> <th>dB</th> </tr> </thead> <tbody> <tr><td>100</td><td>55.2</td><td>48</td><td>7.2</td></tr> <tr><td>125</td><td>54.1</td><td>48</td><td>6.1</td></tr> <tr><td>160</td><td>52.1</td><td>48</td><td>4.1</td></tr> <tr><td>200</td><td>52.6</td><td>48</td><td>4.6</td></tr> <tr><td>250</td><td>51.1</td><td>48</td><td>3.1</td></tr> <tr><td>315</td><td>49.9</td><td>48</td><td>1.9</td></tr> <tr><td>400</td><td>47.8</td><td>47</td><td>0.8</td></tr> <tr><td>500</td><td>46.0</td><td>46</td><td>0.0</td></tr> <tr><td>630</td><td>43.1</td><td>45</td><td></td></tr> <tr><td>800</td><td>39.6</td><td>44</td><td></td></tr> <tr><td>1k</td><td>35.1</td><td>43</td><td></td></tr> <tr><td>1.25k</td><td>27.3</td><td>40</td><td></td></tr> <tr><td>1.6k</td><td>&lt; 18.7</td><td>37</td><td></td></tr> <tr><td>2k</td><td>&lt; 14.9</td><td>34</td><td></td></tr> <tr><td>2.5k</td><td>&lt; 12.7</td><td>31</td><td></td></tr> <tr><td>3.15k</td><td>&lt; 10.8</td><td>28</td><td></td></tr> <tr><td colspan="3" style="text-align: right;">Total</td><td></td></tr> </tbody> </table>		Centre Frequency	Stand. Impact SPL	Impact Ref Contour	Deficiencies	Hz	dB	dB	dB	100	55.2	48	7.2	125	54.1	48	6.1	160	52.1	48	4.1	200	52.6	48	4.6	250	51.1	48	3.1	315	49.9	48	1.9	400	47.8	47	0.8	500	46.0	46	0.0	630	43.1	45		800	39.6	44		1k	35.1	43		1.25k	27.3	40		1.6k	< 18.7	37		2k	< 14.9	34		2.5k	< 12.7	31		3.15k	< 10.8	28		Total					
Centre Frequency	Stand. Impact SPL	Impact Ref Contour	Deficiencies																																																																												
Hz	dB	dB	dB																																																																												
100	55.2	48	7.2																																																																												
125	54.1	48	6.1																																																																												
160	52.1	48	4.1																																																																												
200	52.6	48	4.6																																																																												
250	51.1	48	3.1																																																																												
315	49.9	48	1.9																																																																												
400	47.8	47	0.8																																																																												
500	46.0	46	0.0																																																																												
630	43.1	45																																																																													
800	39.6	44																																																																													
1k	35.1	43																																																																													
1.25k	27.3	40																																																																													
1.6k	< 18.7	37																																																																													
2k	< 14.9	34																																																																													
2.5k	< 12.7	31																																																																													
3.15k	< 10.8	28																																																																													
Total																																																																															
L'nT,w 46		27.8																																																																													
24 Mexicanus Drive Park Ridge QLD 4125 Ph (61 7) 3802 2155		 <a href="http://www.palmeracoustics.com">www.palmeracoustics.com</a>																																																																													

Test 7 - Paramount Wood 5mm + Regupol Souns Multi 3mm